


# Fingerprint Authentication Instructions

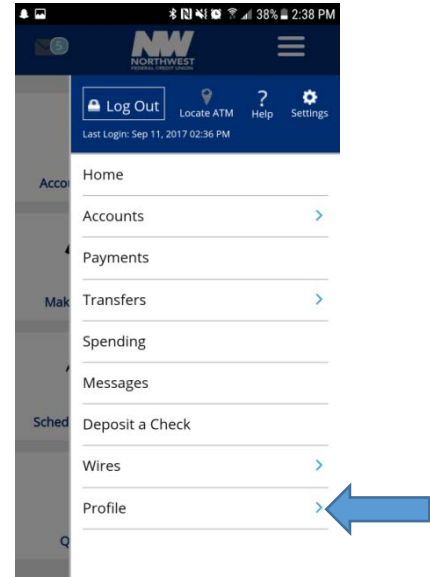
## For Android™ Mobile Devices

**Note: Android devices must support touch-based scanning. This feature is not available on older devices which support swipe-based fingerprint scanning such as Samsung Galaxy Note 4 and Samsung Galaxy S5.**

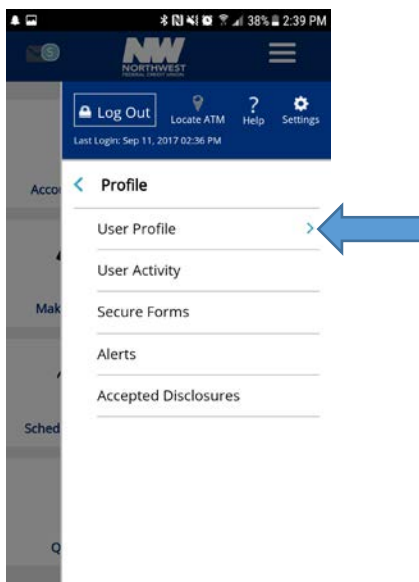
1. Sign into the Northwest Federal mobile app and navigate to the **Menu**



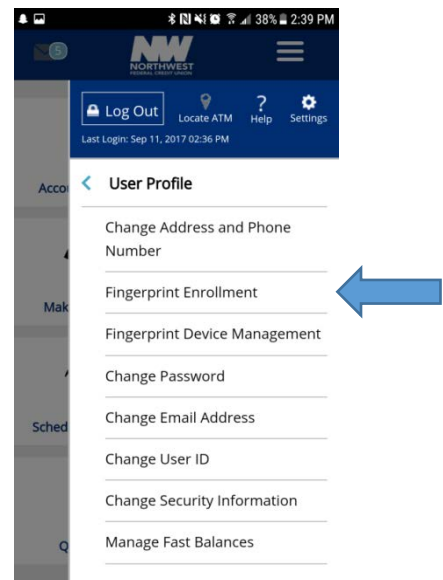
2. Select **Profile**



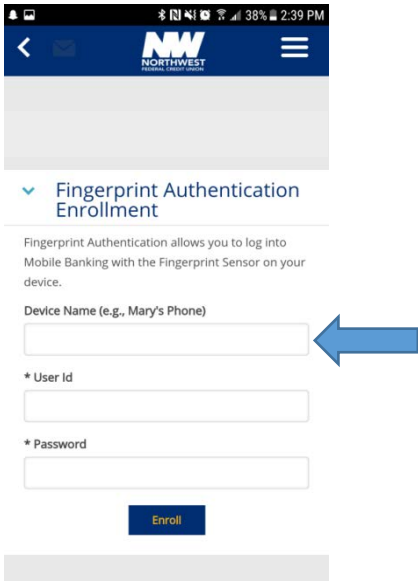
3. Select **User Profile**



4. Select **Fingerprint Enrollment**



- 5. Enter a nickname for your device, enter the same User Id and Password you use for Northwest Federal Online Banking, select **“Enroll”**



- 6. Review confirmation notification that reads **“This device has been enrolled for Fingerprint Authentication.”**

